

# Literacy Volunteers of Livingston County, Inc.

3 Mt. Morris-Leicester Road • Leicester, NY 14481  
585-658-7970 • www.LiteracyLivingston.org • e-mail: lvalc@gvboces.org

## 2014 Jan Stauber Grant Final Report

### Overview

Literacy Volunteers of Livingston County (LVLC) received a grant for \$140 from the 2014 Jan Stauber Grant Foundation to provide a family literacy event in Livingston County in partnership with the Geneseo Wadsworth Library. “An Evening of Mystery with Sherlock Holmes” was held on Thursday, July 17, 2014, from 6:30 – 8:30 p.m. in the Geneseo Wadsworth Public Library, 24 Center Street, Geneseo, NY. The event was open to sleuths entering 4<sup>th</sup>-6<sup>th</sup> grades and their parents. This two-hour program was run by LVLC employees, LVLC volunteers, and a library employee. The program was attended by 20 students and 18 adults for a total of 38 people.

### Program Description

As the students arrived, they were given nametags and paper Sherlock hats to decorate, cut out, and wear. The evening continued with a read-aloud Sherlock Holmes Mystery story read by a local Rotarian volunteer actor in complete Sherlock Holmes attire. The costume was loaned to LVLC at no charge by a local costume rental agency.

Sherlock asked for a student volunteer from the audience to be his “Junior Watson” for the evening. Junior Watson was allowed to hold Sherlock’s cane, pipe, and magnifying glass as well as sit next to Sherlock during the story. A brief discussion of the story followed the reading. The students were then sent into the library to find words from the book that had been hidden among the bookcases. They were to bring the words back and complete the sentences taken from the book taped on the wall. The children thoroughly enjoyed having the opportunity to look for a “clue word” that completed the sentences. Once all the words had been found, each student read their sentence to the group.

At this point in the program, our guest Sherlock presented the Wadsworth Library with the three books graciously donated by the Beacon Society.

The next activity was a scientific experiment prepared to coincide with a fictitious mystery story. Our guest Sherlock explained that he would read the mystery and the students would need to discover which white powder was left at the crime scene and deduce who committed the crime. The White Powder Analysis experiment consisted of four substances: salt, flour, baking soda, and snow polymer. Each student worked along with their parent/guardian to complete the experiment using a worksheet, pipette, and magnifying glass. Students had to use their observation skills to record the texture, reaction to three drops of water, and reaction to three drops of vinegar. Each student/adult pair had to deduce who the criminal was. A tally was taken to see who the greatest suspect was before revealing the answer.

At the end of the evening each student received a copy of the Classic Starts™ book, “The Adventures of Sherlock Holmes”. Parents were encouraged to read the stories at home with their children. Parents were very receptive to the idea. Each book had a book plate provided by the Jan Stauber Grant of the Beacon Society on the inside front cover. Parents and students were also given information regarding a free audio book download available during the same week as the program. The audio books included “The Adventures of Sherlock Holmes II” and An Enola Holmes Mystery, “The Case of the Cryptic Crinoline”.

#### Anecdotal Comments

"My two oldest and husband loved the Sherlock Holmes program, it was a great mix of a crafts-making hats and pipes, a mystery word scavenger hunt, and reading the story-your resident Sherlock was great by the way! and receiving book to take home at the end was a wonderful surprise."

“This program really engaged my son. He was talking about it for days. The Sherlock Holmes book has been a bit hit at home. Thank you.”

#### Advertising, Handouts, and Expenditures

A copy of the flyer advertising the evening, the paper hat, the crime scene story, white powder analysis experiment worksheets, and photos are included with this report. The event was simultaneously advertised on the LVLC and Wadsworth Library Websites.

Also included with this report is a financial report summary and a check for \$8.15 of unspent grant funds.

Literacy Volunteers of Livingston County truly appreciates being a recipient of the Jan Stauber Grant funds for 2014. The event made a positive impact on the community and is a program we would like to repeat in the future. Thank you.

Sincerely,

Joyce Horner  
Executive Director



Sherlock appoints "Junior Watson"



Students help Sherlock find his missing glasses



Reading the Story



White Powder Analysis Experiment



More Sleuthing



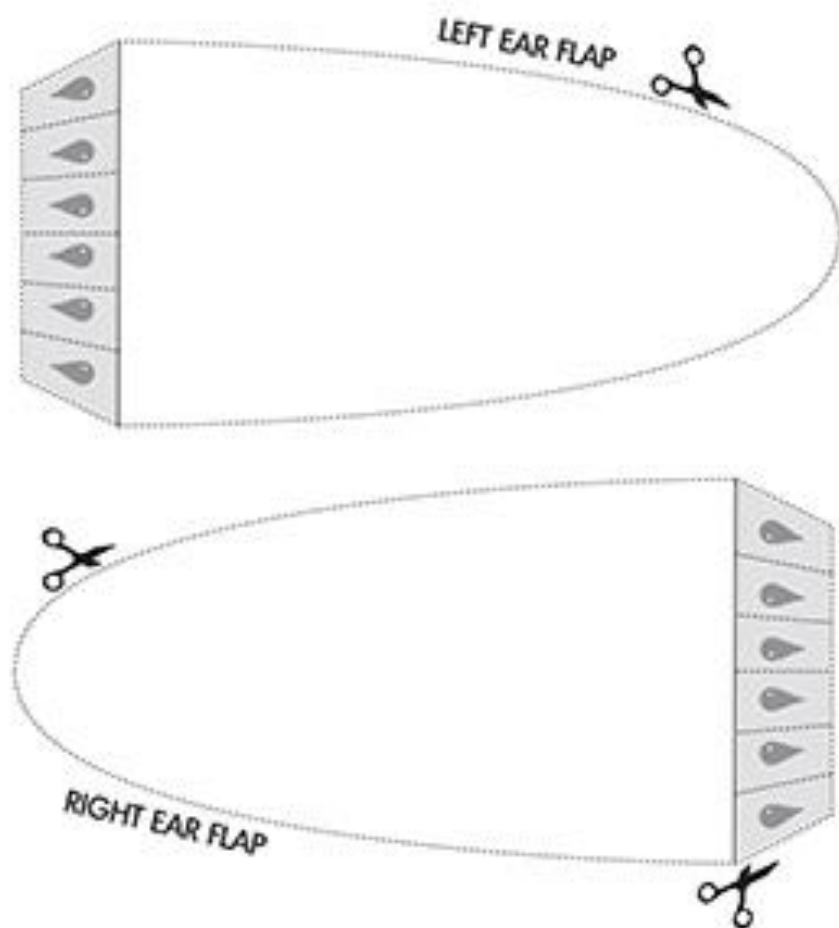
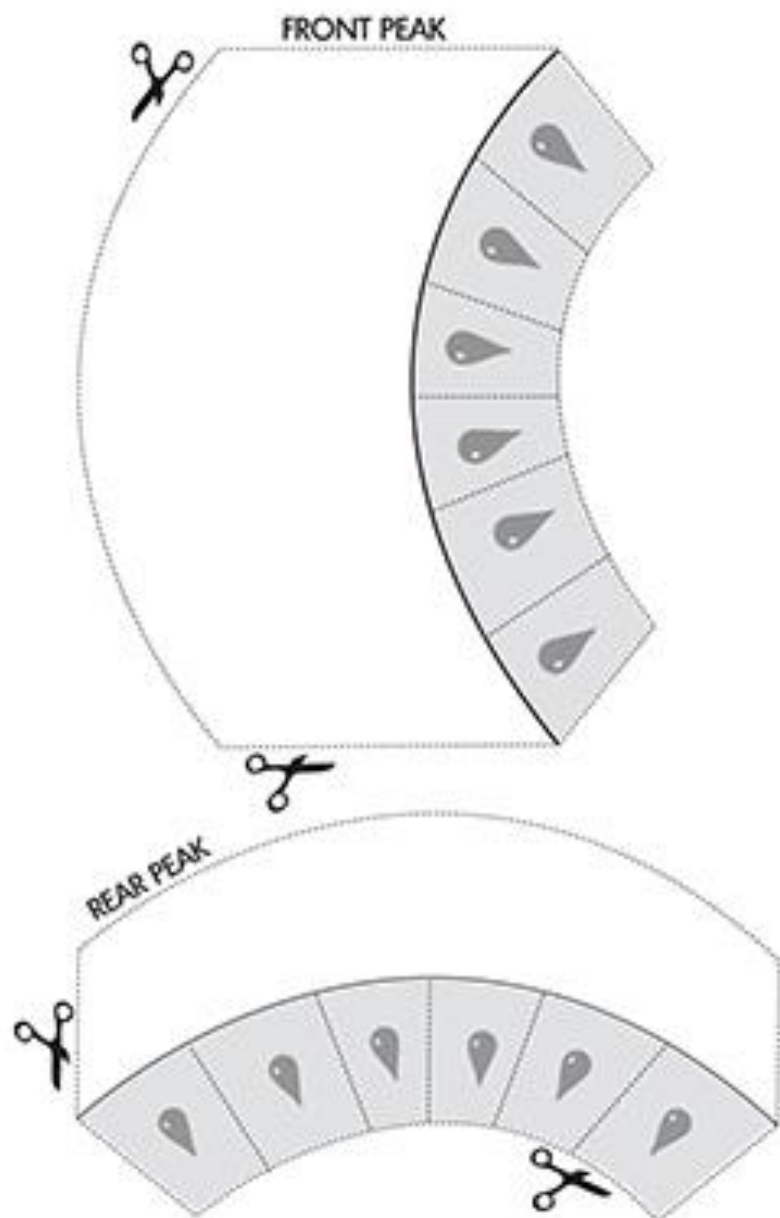
Beacon Society Book Presentation to  
Wadsworth Library Staff

# SHERLOCK HOLMES HAT TEMPLATE • SHEET 2 OF 2

Cut along dotted line where you see the scissors symbol



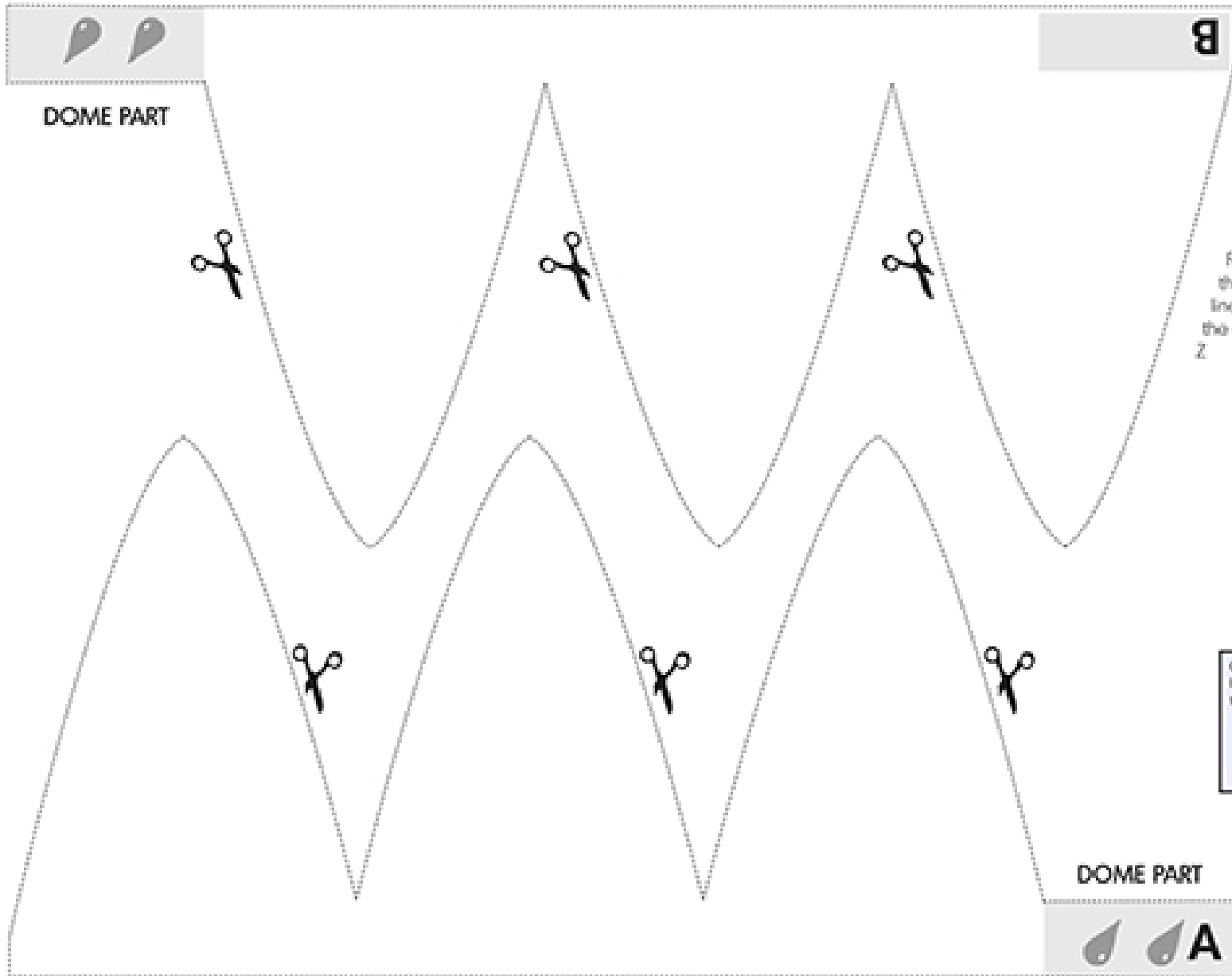
Apply glue where you see the glue drop symbol



**Borbonesa**

Portsmouth  
CITY COUNCIL

# SHERLOCK HOLMES HAT TEMPLATE • SHEET 1 OF 2



For the best results carefully cut along the dashed lines, fold along the bold lines and apply glue wherever you see the glue drop symbol.

Z

Cut along dotted line where you see the scissors symbol



Apply glue where you see this glue drop symbol





## SHERLOCK HOLMES HAT INSTRUCTIONS

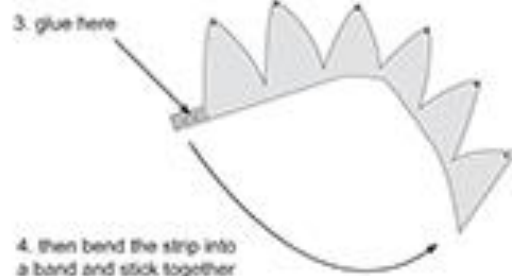
To make your deerstalker hat you will need scissors and glue. Follow the instructions in order, building the crown, adding the front and rear peak and then the ear flaps.



**Borbonese**



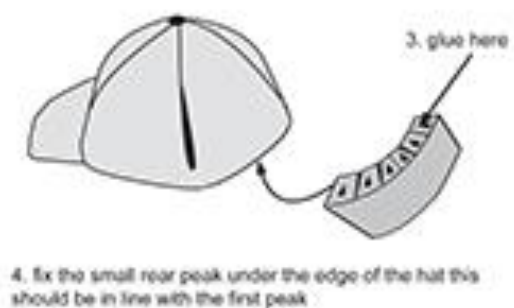
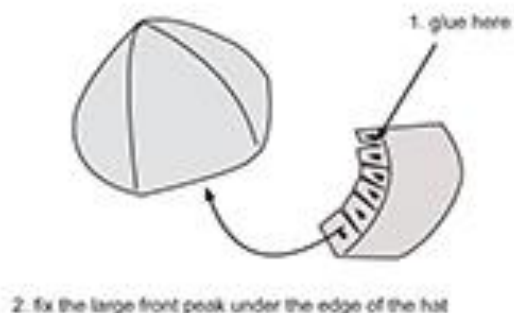
### MAKING THE DOME



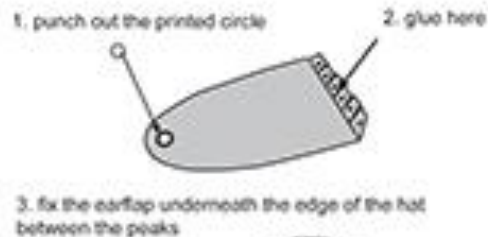
5. fold over and bring together all of the petals and secure petals in place



### MAKING THE PEAKS



### MAKING THE EAR FLAPS



3. fix the earflap underneath the edge of the hat between the peaks

